

Everything in EDUCATION

BACK TO SCHOOL
1000s of stocked items
ready for quick delivery

Back our kids...buy local

THE PLATO CHAIR

Three colours: Orange, Green and Dark Grey
Three seat heights: 335, 400 and 460 mm



335 High
PLCH335

400 High
PLCH400

460 High
PLCH460

The Plato is versatile

- Lightweight, high-impact, easy-clean, one-piece polypropylene design resists twisting and distortion and no screws or joints ensures greater strength and durability.
- Secure stacking 10 high – compatible stacking with many other brands.

Ergonomic design offers exceptional comfort

- A broad back rest and sloped front section provides excellent lumbar support and comfort in all working positions.
- Waterfall front edge to reduce pressure behind the knees.
- Ventilation aperture facilitates movement of air.
- Back leg angle discourages backward rocking.



How healthy
is your school?



Only E-Zero melamine
(near to zero formaldehyde)
is used in our
education furniture.



ACER TABLES

Flexible furniture without the wobble!

see pages 8-9

**BEST PRICES
IN LISMORE**

OFFICE WAREHOUSE

Phone: 1300 557 822

42 Bruxner Highway • South Lismore • NSW 2480 email: sales@low.com.au

Ph: 02 6622 2280

www.low.com.au

PLATO DESK

Academy and Plato desks feature an 18 mm environmentally friendly E-Zero top with tamper-proof, moulded PP edging and a strong steel frame designed and tested to prevent tilting.

Top	Size mm	Code
Single	W600 x D450	PLDK0604
Single	W600 x D600	PLDK0606
Double	W1200 x D600	PLDK1206



- Stardust top
- Desk height: 720 mm



ADD TOTES



TOTER120

- Available in White and Charcoal
- Fits Academy and Plato range (includes rails)

ACADEMY DESK – 5 DESKS IN ONE!

Suits prep to grade 12

Height Adjustable 495 | 550 | 610 | 660 | 720 mm

Top	Size mm	Code
Single	W600 x D450	ACATB0604
Single	W600 x D600	ACATB0606
Double	W1200 x D600	ACATB1206



- Stardust top



Plato Chair – 335 mm high



Plato Chair – 400 mm high



Plato Chair – 460 mm high

FOLDUP EXAM TABLE

FOLDUPTABLE



Durable 18 mm MDF Silver top with radiused corners for safety and durable high impact edging resists knocks and scratching.

- H730 x W800 x D550 mm
- 18 mm E-Zero top
- Folding frame



ACADEMY TRAPEZOID DESK

ACATBTRAP

Suits prep to grade 12



Height Adjustable 495 | 550 | 610 | 660 | 720 mm

The height adjustable Academy Trapezoid Table caters for the needs of all students. With an easy adjustable mechanism to 5 heights, this table will suit students from primary school through to high school.

- W1200 x D600 mm
- Available in Blue, Orange or Silver



NEW STAX EXAM TABLE

STAXTABLE



- Diamonds 12 mm MDF Top (E1)
- H720 x W750 x D700 mm
- Stackable up to 25 high on a trolley
- Heavy duty Slimline Rod frame in Pearl Silver powdercoat



► School Chairs

NEW CATO RANGE
"Strength In Steel" 7 colours (\$POA)



- Chair**
CATO445
- Seat height: 445 mm
 - Charcoal only
 - Stacks 10 high



- Gas Lift Chair**
CATOGAS
- Super strong, full steel sub-frame
 - Seat height range: 380–520 mm



- Stool**
CATO650
- Seat height: 650 mm
 - Splayed legs minimise potential for tipping
 - Stacks 7 high



- Stool With Back**
CATO650B
- Seat height: 650 mm
 - Art, Graphics and Science stool
 - Stacks 7 high

FX CHAIRS

Natural flex for ultimate comfort



- Student Chair**
FXCH460
- Seat height: 460 mm



- Gas Lift Chair**
FXCHGAS
- Seat height range: 380–520 mm

UNITAB ARMCHAIR

UNITAB01

The Unitab chair offers a left and right hand tablet and storage all in one. Ideal for training rooms, universities and general classrooms.



- Left and right-hand tablet
- Storage underneath
- Cup holder and pen well
- Available in Green (other colours \$POA)



EASY CHAIR

EASY01

- W590 x D720 mm
- Seat height: 410 mm
- Black frame and fabric



RELAX CHAIR

RELA01

- W600 x D790 mm
- Seat height: 420 mm
- Black vinyl and chrome frame
- More colours available (\$POA)



MINERVA STOOL

MINV01

- The idea stool for breakout areas. Being lightweight and stackable, it can be easily moved around and stored away when extra space is needed.
- Seat height: 490 mm
 - Soft PU seat
 - Diameter: 345 mm
 - Stacks 10 high
 - Chromed rod frame



VERVE VISITOR RANGE



- Bar Stool**
VERS81P
- Chrome frame
 - 762 mm seat height
 - Black plastic seat and back



- Plastic Chair**
VERS61P
- Fully Assembled Options:**
- Stackable/linkable
 - Black or Navy Blue



- Fabric Chair**
VERS61F
- Fully Assembled Options:**
- Stackable/linkable
 - Black or Red



- Tablet Chair**
Plastic VERS63P Fabric VERS63F
- Fabric Verve with MDF tablet
 - Tablet Left VERS63XLXX
 - Tablet Right VERS63XRXX



10 Fabric or 20 Plastic



Linking Capability



PLATO STOOL

PLSTXX



2 heights
370 or 450 mm

- The Plato stool encourages movement and also improves the attention span of the learner. Made from polypropylene that is easy to wipe down and clean.
- Diameter: 330 mm
 - Base encourages movement

PODZ

Usually it is hard to find affordable and innovative furniture with commercial grade construction, but it just so happens that all of our PODZ modular furniture answers the requirements for high demand learning spaces. In fact, we believe that we have the strongest modular ottomans available on the market... and the structure is E-Zero.


LILYPAD PACKAGE



Lilypad
PDLPCENT
Trolley
PDLPTROLLEY

- Heavy duty lockable castors
- 1120 mm high (trolley holds 11)

COMPARE
Largest on the market!
610 mm diameter
x 90 mm thick cushion



FLOWER PACKAGE

5 Petals with Centre
PDFLOWER

Mix and match colours



- 5 heavy duty castors per piece
- 460 mm high
- 3 stocked colours: Blue, Green and Orange
- Double stitched top quality vinyl

All PODZ ottomans are 460 mm high



C CUBEE
PDCUBEC



D RONDO
PDRONDC



E GEO
PDGEOC




F CENTRIC
PDCENTC



E-Zero MDF structure



Ball bearing castors with rubber wheel



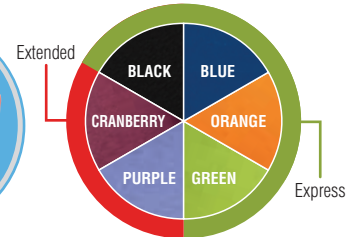
Double stitching Top quality vinyl



PODZ Signature PDSIGC
W1270 x D750 mm



PODZ Donut PDNUTC
W1400 x D750 mm



Available Colours

A Lilypad

600 mm

B Flower

1280 mm

1230 mm

C Cubee

450 mm

450 mm

D Rondo

480 mm

E Geo

1300 mm

450 mm

F Centric

1120 mm


2240 mm

2240 mm

Prices do not include delivery; assembly; installation or rubbish removal (unless specified). SPOA

▶ **Classroom Storage**

STOREWELL BENCH SEATS



Two Seat W900 mm ▶ **Three Seat** W1350 mm ▶ **Four Seat** W1800 mm
STSEATTR02+4TOTES STSEATTR03+6TOTES STSEATTR04+8TOTES


W1800 X D900 mm double sided version also available STSEATTR08+16TOTES

Standard Features

- Silver E-Zero melamine body with 3 standard vinyls: Blue, Orange, Green
- Heavy duty ball-bearing, lockable castors, with rubber wheels
- H465 x D450 mm



Book Box W1350 mm
STSEATTR030+4TOTES



2x Book Box W1800 mm
STSEATTR04C+4TOTES



STOREWELL TOTES
W420 x D365 mm

Classic H120 mm TOTE120.XX
Maxi H220 mm TOTE220.XX
• Includes rails

White .WH	Charcoal .CH	Orange .OR
Light Green .GNTL	Cranberry .CRA	Purple .PU

STOREWELL TOTE TROLLEY

- Heavy duty locking castors • E-Zero MDF carcass (Silver)
- Mix and match Classic or Maxi totes optional



Double H920 x W820 x D460 mm
STCTOTR10+TOTES



Triple H920 x W820 x D460 mm
STCTOTR15+TOTES

STOREWELL BAG STORAGE



2 High x 2 Wide
H1060 x W805 x D500 mm
STBAG4
2 High x 4 Wide
H1060 x W1600 x D500 mm
STBAG8



- Heavy duty ball-bearing, lockable castors, with rubber wheels
- Mix and match Classic or Maxi totes optional

STOREWELL BOOK STORAGE



Adjustable Height Mobile Book Trolley

W1200 x D785 mm
Heights: 550/610/640/680/720/750 mm
STMOBOOK




holds
16 Classic Totes

Double Sided Tote Trolley With Book Browser

H920 x W1200 x D785 mm
STTOTR16B

- Heavy duty ball-bearing, lockable castors, with rubber wheels



Magazine Storage

H650 x W860 x D380 mm
STMAG860

STEAMROLLER MOBILE MAKER RANGE

STEM | STEAM | MAKER SPACES

Introducing the “Steamroller” Mobile Maker Table specifically designed to cater for STEM and STEAM based learning.

Our unique tables come with a wide range of options:

- Unique writable whiteboard surface
- W1800 x D1200 mm top
- Choice of lockable castors or glides
- Fixed or adjustable height to suit all ages
- Handy combined tote storage

No longer do you need to have separate storage, simply select the table with the Storewell Storage.

Steamroller tables come with a write-on whiteboard top and 80 mm raised edge creating a contained work area.

If you are looking for a Maker, Stem or Steam centre for robotics, Lego, collaborative or group work, the Steamroller Table is for you.



STEAMROLLER BENCH HEIGHT

SRBE1812W

- Fixed height 1070 mm



STEAMROLLER HEIGHT ADJUSTABLE

SRTA1812AW

- Adjustable height range: 550/610/680/7820/750 mm



Suits prep to grade 12

1800 x 1200 write-on whiteboard tabletops

STEAMROLLER SUITS 15 TOTES

SRBE1812T15

- Fixed height 1040 mm
- 15 Mix and match Classic or Maxi totes optional



STEAMROLLER SUITS 30 TOTES

SRBE1812T30

- Fixed height 1040 mm
- 30 Mix and match Classic or Maxi totes optional



► Utility Tables and Screens

TIMMY STEEL-FRAME TABLES & BENCHES

Choose the size that suits your needs! Best prices!



A 4 Leg Tables
735 mm high

B Benches
1025 mm high

C Folding Tables
735 mm high

Size (mm)	A	B	C
W1200 x D600	TISF1260.xx	TISFH1260.xx	
W1500 x D750	TISF1575.xx	TISFH1575.xx	SHFT1575.xx
W1800 x D750	TISF1875.xx	TISFH1875.xx	SHFT1875.xx
W1800 x D900	TISF1890.xx		SHFT1890.xx

.SB

.RC

.WH

- Quick Ship Colours: Select Beech, Red Cherry or White
- 40 mm sturdy steel tube with 25 mm top
- Adjustable feet

Timmy Tables and Benches* many sizes and colours available (\$POA)			
Table Height: 735 mm – Bench Height: 1025 mm			
#	Dimensions (mm)	#	Dimensions (mm)
1	W600 x D600	12	W1500 x D900
2	W600 x D750	13	W1500 x D1200
3	W900 x D600	14	W1800 x D600
4	W900 x D750	15	W1800 x D750
5	W900 x D900	16	W1800 x D900
6	W1200 x D600	17	W1800 x D1200
7	W1200 x D750	18	W2100 x D600
8	W1200 x D900	19	W2100 x D750
9	W1200 x D1200	20	W2100 x D900
10	W1500 x D600	21	W2100 x D1200
11	W1500 x D750		

* does not apply to Timmy Folding Tables

ECHO FLIP TABLE



Table Top

1500 x 750 mm ECH1575 – 1800 x 750 mm ECH1875
• Adjustable length beam

Tops

.SB .RC .WH

Frames

.SV .WH



ACER/RACER FLIP TABLE



Acer

.BL .OR .SV

Racer

.SB .RC .WH

Top Diameter

Acer 1200 mm ACFPROUND
Racer 1000 mm RRF1000D
Racer 1200 mm RRF1200D

Acer 1200 mm with whiteboard top now available ACFPROUNDWB

DYNAMIC FLIP TABLE

DYTFLLIPPOD



• Adjustable height range: 675/715/745 mm
• Top size: W600 x D500 mm
• Mobile • Silver top only .SV



BLOK SCREENS



H1500 mm

W1500 mm BLOK02
W1800 mm BLOK01

H1800 mm

W1500 mm BLOK05
W1800 mm BLOK04

• 50 mm thick • Pinnable surface

Citi FREE STANDING PANEL SCREEN



H1200 mm

W750 mm CTFS1275.CH
W1200 mm CTFS1212.CH
W1500 mm CTFS1215.CH
W1800 mm CTFS1218.CH

H1200 mm

W750 mm CTFS1575.CH
W1200 mm CTFS1512.CH
W1500 mm CTFS1515.CH
W1800 mm CTFS1518.CH

• Charcoal fabric/White melamine

LYNX FREE STANDING PANEL SCREEN



Clearance prices apply while stocks last

H1250 x W1800 mm LXFS1218

ROUND & CRESCENT WHITEBOARD TOPS NOW AVAILABLE



1 ROUND



2 PENTAGON



3 FAN



*Silver only

4 BONE



5 TRINITY



6 STAR



*Silver only

7 CRESCENT



8 BLADE



9 ARC



*Silver only

“No rattle, guaranteed!”

10 D-END



11 QUARTER



12 RECTANGLE



13 HELIX



*Silver only

14 AXIS



*Silver only



The only flip frame suitable for 1200mm tops



Strong 60mm height adjustable leg



Heavy duty lockable castors on all legs

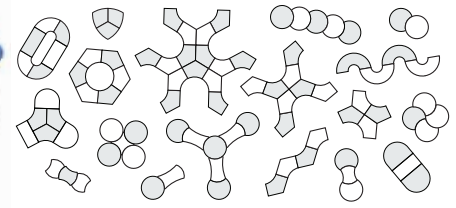


Round	Pentagon	Fan	Bone	Trinity	Star	Crescent
1	2	3	4	5	6	7

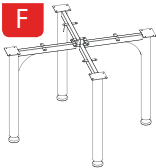
Prices do not include delivery; assembly; installation or rubbish removal (unless specified). SPOA

COMPARE OUR TOP SIZES

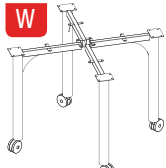
Acer tables offer lower “cost per student”...
Acer 1200mm diameter tables accommodate 4 students, other 900mm diameter tables accommodate 1 student.



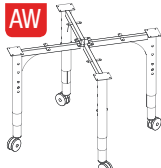
Available Table Frames: (Check specific products to see which frames apply)




F
Fixed Height Leg
(with levelling feet)
720mm high



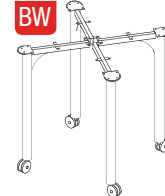
W
Fixed Height Leg
(with lockable castors)
720mm high



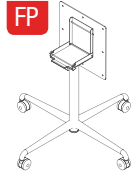
AW
Height Adjustable Leg
(with lockable castors)
6 heights: 550 | 610 | 640 | 680 | 720 | 750mm



B
Bench Height Leg
(with levelling feet)
900mm high



BW
Bench Height Leg
(with lockable castors)
970mm high



FP
Flip Table
(with lockable castors)
720mm high

ACER

IDEAL FOR EDUCATIONAL USE

Standard
Top Colours:

Blue

Orange

Silver

White
Board



All Acer tops are
18mm thick MDF

	Fixed Height with Levelling Feet	Fixed Height with Castors	Height Adjustable with Castors	Bench Height with Levelling Feet	Bench Height with Castors	Flip Frame
Top Shape	Code	Code	Code	Code	Code	Code
1a Round	ACTROUND	ACTROUNDW	ACTROUNDAW	ACTROUNDB	ACTROUNDBW	ACFPROUND
1b Round WB	ACTROUNDWB	ACTROUNDWWB	ACTROUNDAWWB	ACTROUNDBWB	ACTROUNDBWBW	ACFPROUNDBWB
2 Pentagon	ACTPENTA	ACTPENTAW	ACTPENTAAW	ACTPENTAB	ACTPENTABW	ACFPENTA
3 Fan	ACTFAN	ACTFANW	ACTFANAW	ACTFANB	ACTFANBW	ACFPFAN
4 Bone	ACTBONE	ACTBONEW	ACTBONEAW	ACTBONEB	ACTBONEBW	ACFPBONE
5 Trinity	ACTTRI	ACTTRIW	ACTTRIAW	ACTTRIB	ACTTRIBW	ACFPTRI
6 Star	ACTSTAR	ACTSTARW	ACTSTARAW			ACFPSTAR
7a Crescent	ACTCRESC	ACTCRESCW	ACTCRESCAW	ACTCRESCB	ACTCRESCBW	ACFPCRESC
7b Crescent WB	ACTCRESCWB	ACTCRESCWWB	ACTCRESCAWWB	ACTCRESCBWB	ACTCRESCBWBW	ACFPCRESCWB
8 Blade	ACTBLADE	ACTBLADEW	ACTBLADEAW			
9 Arc	ACTARC	ACTARCW	ACTARCAW	ACTARCB	ACTARCBW	
10 D-End	ACTDEND	ACTDENDW	ACTDENDAW	ACTDENDB	ACTDENDBW	
11 Quarter	ACTQUART	ACTQUARTW	ACTQUARTAW	ACTQUARTB	ACTQUARTBW	
12a Rectangle	ACT1575	ACT1575W	ACT1575AW	ACT1575B	ACT1575BW	
13 Helix	ACTHELIX	ACTHELIXW	ACTHELIXAW	ACTHELIXB	ACTHELIXBW	ACFPHELIX
14 Axis	ACTAXIS	ACTAXISW	ACTAXISAW	ACTAXISB	ACTAXISBW	ACFPAXIS

RACER

IDEAL FOR COMMERCIAL USE

Top Colours:

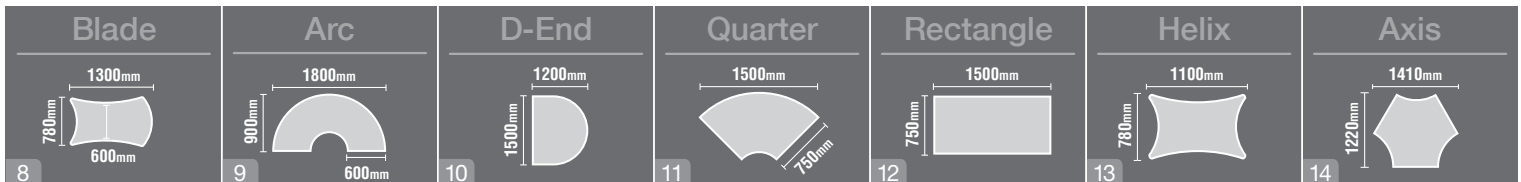
Select
Beech

Red
Cherry

White

All Racer tops
are 25mm thick

	Fixed Height with Levelling Feet	Fixed Height with Castors	Height Adjustable with Castors	Bench Height with Levelling Feet	Bench Height with Castors	Flip Frame
Top Shape	Code	Code	Code	Code	Code	Code
1c Round 1000 Diam	RRTA1000D	RRTA1000W	RRTA1000AW	RRTA1000DB	RRTA1000DBW	RRFP1000D
1d Round 1200 Diam	RRTA1200D	RRTA1200W	RRTA1200AW	RRTA1200DB	RRTA1200DBW	RRFP1200D
12b Rectangle 1200W x 600D	RRTA1260	RRTA1260W	RRTA1260AW	RRTA1260B	RRTA1260BW	
12c Rectangle 1500W x 750D	RRTA1575	RRTA1575W	RRTA1575AW	RRTA1575B	RRTA1575BW	
12d Rectangle 1800W x 750D	RRTA1875	RRTA1875W	RRTA1875AW	RRTA1875B	RRTA1875BW	
12e Rectangle 1800W x 900D	RRTA1890	RRTA1890W	RRTA1890AW	RRTA1890B	RRTA1890BW	



NEW

Office Furniture Brochure out now!

Ask for a copy
in-store

NEW "XO" DELUXE LECTERN & MOBILE RESOURCE CENTRE



XO Lectern XOLECT01

- H1145 x W590 x D510 mm • Fixed height
- 50 mm high barrier-strip on desktop
- White matte steel base



XO Resource Centre Small XORESC01

- Steel handle
- H1000 x W598 x D450 mm
- Lockable single drawer and door



XO Resource Centre Large XORESC02

- Steel handle
- H920 x W792 x D450 mm
- Dual doors

MOBILE WHITEBOARDS



- Double-sided • Sturdy frame
- 1750 mm overall height

MAGNETIC


H1000 mm x

1200 Wide
TSMWB1210

1500 Wide
TSMWB1510

1800 Wide
TSMWB1810

WALL MOUNT WHITEBOARDS



- No pen residue
- Solid aluminium frame
- Concealed wall fixings

H600 x W900 mm TSWB0906

H900 x W1200 mm TSWB1209

H900 x W1500 mm TSWB1509

H900 x W1800 mm TSWB1809

H1200 x W1800 mm TSWB1812

H1200 x W2400 mm TSWB2412

H1200 x W3000 mm TSWB3012



FELT PINBOARDS



- Strong extra thick felt
- Wall fixings supplied
- Available in Blue or Grey

H600 x W900 mm TSPB0906

H900 x W1200 mm TSPB1209

H900 x W1500 mm TSPB1509

H900 x W1800 mm TSPB1809

H1200 x W2400 mm TSPB2412



FUSION LEARNING CENTRE

FUSIONSTD

- Heavy duty locking castors
- Includes magnetic whiteboard
- Includes rear storage
- Strong paper holder
- H1560 x W830 x D450 mm
- Tote boxes extra

TOTEI20

NEW CENTRIC BOOKCASE



4 units create a semi-circle
8 units create an S-shape

CEBC16H

- H1600 x W1167 (ext) x D408 mm
- 4 x 25 mm shelves
- 18 mm carcass
- Modular shelving that curves to fit your environment
- Doubles as a room divider as it weaves through the space
- Features an acrylic front lip
- Durable chrome feet
- Standard storm frame and Parchment shelves
- Not yet submitted for DET 68449 SOA approval

Add Centric Ottoman
PDCENTC

Add Rondo Ottoman
(480 mm dia.)
PDRONDC

Lockers and Storage

EMPIRE EDUCATION LOCKERS

Optional sloping top:
Great for keeping the tops of your lockers tidy.

Fully Laminated Carcass:
All lockers come standard with sealed, laminated board for optimal hygiene, health and safety.

Many configurations:
1, 2 or 3 bay – 1, 2 or 3 door
3 heights: 1830, 1270 or 970 mm

Moisture-resistant base:
Each locker carcass is elevated with a 40mm high base plinth to protect from any moisture or dirt from the floor.



H1830 x W720 x D580 mm

Heavy-duty hinges:
Each door is locked to the carcass with heavy-duty hinges and tamper-proof rivets, built to withstand 24/7 use. These hinges also facilitate economical door replacement in the event of vandalism.

Fully ABS edged doors:
Doors are completely sealed for health and safety. *Doors can be routed to include locker numbering as an add-on option.


7-year warranty and reinforced frame:
Steel locker frames are over-engineered to ensure long-term use, and absorb day-to-day knocks.

A 6 Door LKED203

B 4 Door LKED202



Locker Options (\$POA)



Combination Locks

Charging / Power

Locker Numbering

Additional Shelves

FILING CABINET

Lockable

4 Drawer H1300 mm

FCBS4D

3 Drawer H1010 mm

FCBS3D

2 Drawer H710 mm

FCBS2D

- W460 x D620 mm
- Full extension ball bearing runners
- 4 durable powder coat colours:

Graphite Ripple, White, Grey or Black Ripple



METAL STATIONERY CUPBOARDS

4 Shelves H2100 mm

SCBS21

3 Shelves H1827 mm

SCBS18

2 Shelves H1010 mm

SCBS10

Extra Shelf
(Including clips)
SCBSSH



- W905 x D460 mm
- Adjustable shelves
- Three point locking mechanism
- White, Graphite Ripple or Silver Grey



INDUSTRIAL STEEL SHELVING

SSBS21.SG



Extra Shelf
(Including clips)
SCBSSH

- 4 Adjustable shelves
- H2100 x W905 x D460 mm
- Silver Grey



ALL-STEEL MOBILE PEDESTAL

MPBS2DF



Lockable

- H590 x W390 x D500 mm
- 2 drawers plus file
- Fully assembled
- Heavy duty ball bearing runners on file drawer
- Silver, White, Graphite Ripple or Black Ripple



Sunrise

Trickle Ottoman

SUNOTTR

- Orange, Lime or Blue



Ask about custom designs (\$POA)



* Stocked in Blue and Light Grey (others \$POA)



SUNZIN52



SUNZIN53



SUN03LA



SUN02B



SUN01LA




SUN01L

Seat	No Arms – H760 x D750 mm		With Arms – H760 x D750 mm		Bench – H420 x D750 mm	
	Length	Code	Length	Code	Length	Code
1	650 mm	SUN01L	970 mm	SUN01LA	650 mm	SUN01B
2	1300 mm	SUN02L	1620 mm	SUN02LA	1300 mm	SUN02B
3	1950 mm	SUN03L	2270 mm	SUN03LA	1950 mm	SUN03B



SUNACARM



SUNACTRAY



SUNACT730



Timber Legs & Steel Frame



Sunrise
Australia's most
innovative modular
lounge system

**SEE THE FULL RANGE
AVAILABLE IN OUR
SUNRISE & BENCHMARK
E-CATALOGUE
ENQUIRE TODAY**



Benchmark



BMARK03L



BMARK03B



BMARK02L



BMARK02B



BMARK01L



BMARK01B

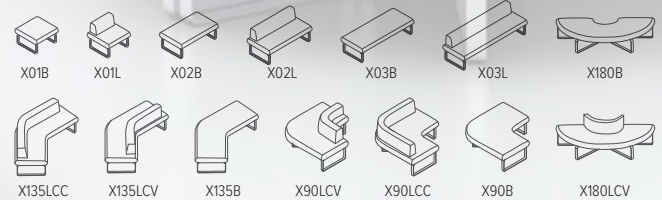


* Stocked in Charcoal and Lt Grey (others \$POA)

Seat	No Back – H420 x D775 mm		With Back – H715 x D775 mm	
	Length	Code	Length	Code
1	760 mm	BMARK01B	760 mm	BMARK01L
2	1350 mm	BMARK02B	1350 mm	BMARK02L
3	2060 mm	BMARK03B	2060 mm	BMARK03L



X = BMARK



Causeway Ottoman



Style	Dimensions mm	Code
Low	H430 x L420 x D400 mm	SUNOTCWL
High	H520 x L420 x D400 mm	SUNOTCWH
Wide	H430 x L800 x D400 mm	SUNOTCWW

* Plinths in White. Low: stocked in Blue, Orange & Lime. High: stocked in Light Grey (others \$POA)

Round Ottoman

SUNOTCWR

in Charcoal
and Light Grey

